



**Welcome
Budget Presentation 2016**

***Sunrise School
Division***

***"Nothing less than
outstanding learning experiences,
one learner at a time."***

VISION

“Every student will have the opportunity to experience the joy of learning in the Sunrise School Division in order to be better prepared for the future, with the knowledge, skills and values to achieve their own personal life goals.”



INTRODUCTIONS

- **Lynne Champagne – Chairperson**
- **Diane Duma – Vice Chairperson**
- **Trustees:**
 - Paul Barnard** **Cassandra Kiernicki**
 - Trevor Bernat** **Don Mazur**
 - Don Nichol** **Russ Reid**
 - Diane Van Damme**
- **Barb Isaak – CEO – Superintendent**
- **Elise Downey – Secretary Treasurer**
- **Cathy Tymko – Assistant Superintendent**
- **Lesley Trudel – Assistant Superintendent**
- **Deborah Giesbrecht – Executive Assistant**

SUNRISE LEARNERS

- are active learners and have a personal stake in their own learning.
- are immersed in a culture of literacy.

SUNRISE LEARNERS

- **combine their mathematical knowledge with problem solving skills in order to solve problems.**



SUNRISE LEARNERS

- **are socially responsible citizens and have a clear understanding of their rights and responsibilities and how to connect self to the local and global community.**

SUNRISE DIVISIONAL INFORMATION

- **23 schools - includes 6 colonies and 4 Adult Learning Centres**
- **4,566 students (Sept 30, 2015 actual pupils)**
- **369 professional teaching staff**
- **371 support staff**
- **87 school bus runs, travelling 2.54 million km's per year**
- **76% of students require bussing**

CONSIDERATIONS

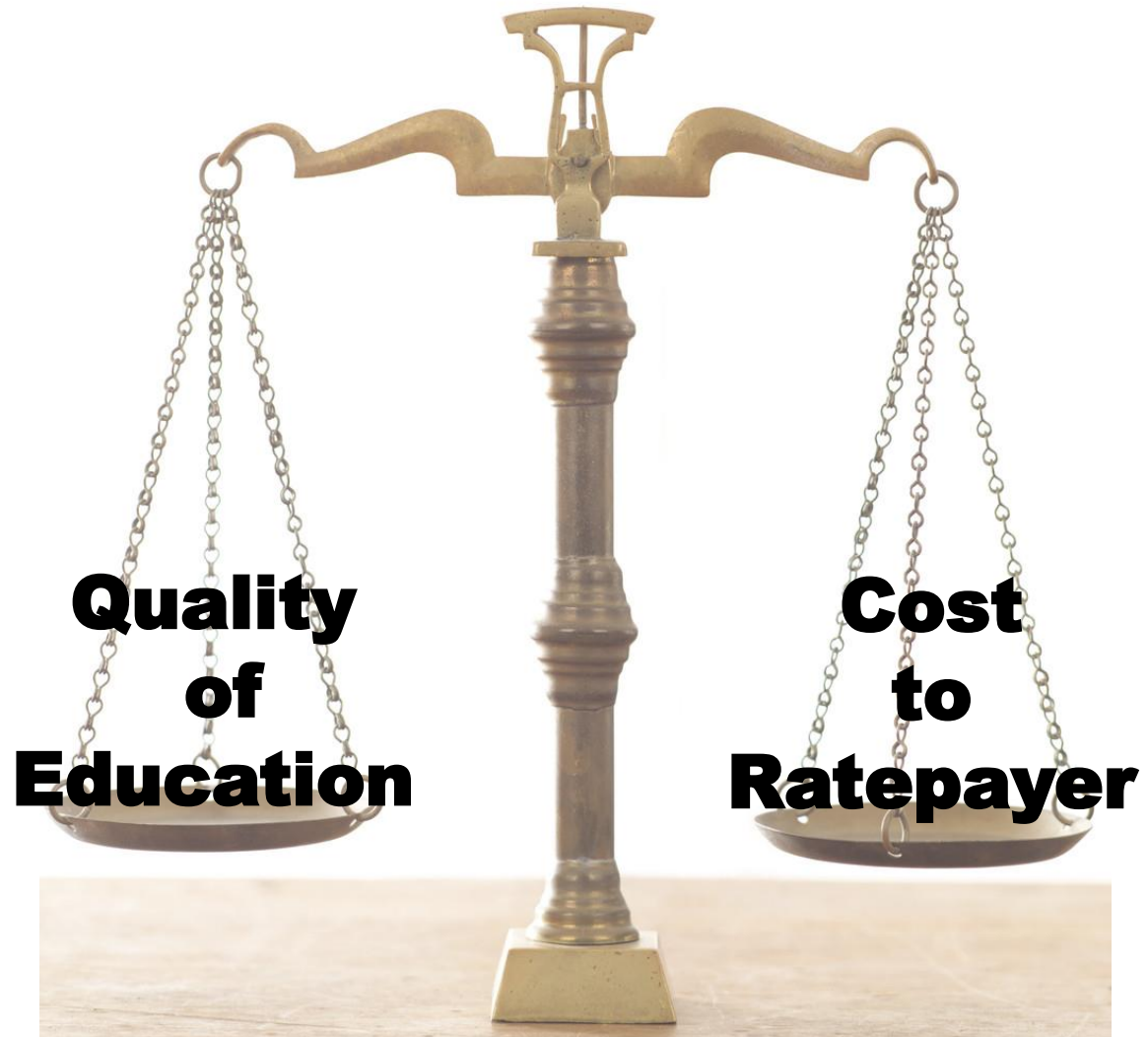
- **0% increase in base funding from the province**
- **Continued support for the Sunrise Education Plan**
- **Slight increase in projected enrolment**
- **Formula guarantee**
- **20K3 requirement**

BUDGET PLANNING PROCESS

Started meetings in November 2015

- **November 2015 – February 2016**
 - **Met with various member groups within the division**
- **Public budget meeting December 8, 2015**
 - **Invited community input**

THE DIFFICULT BALANCE



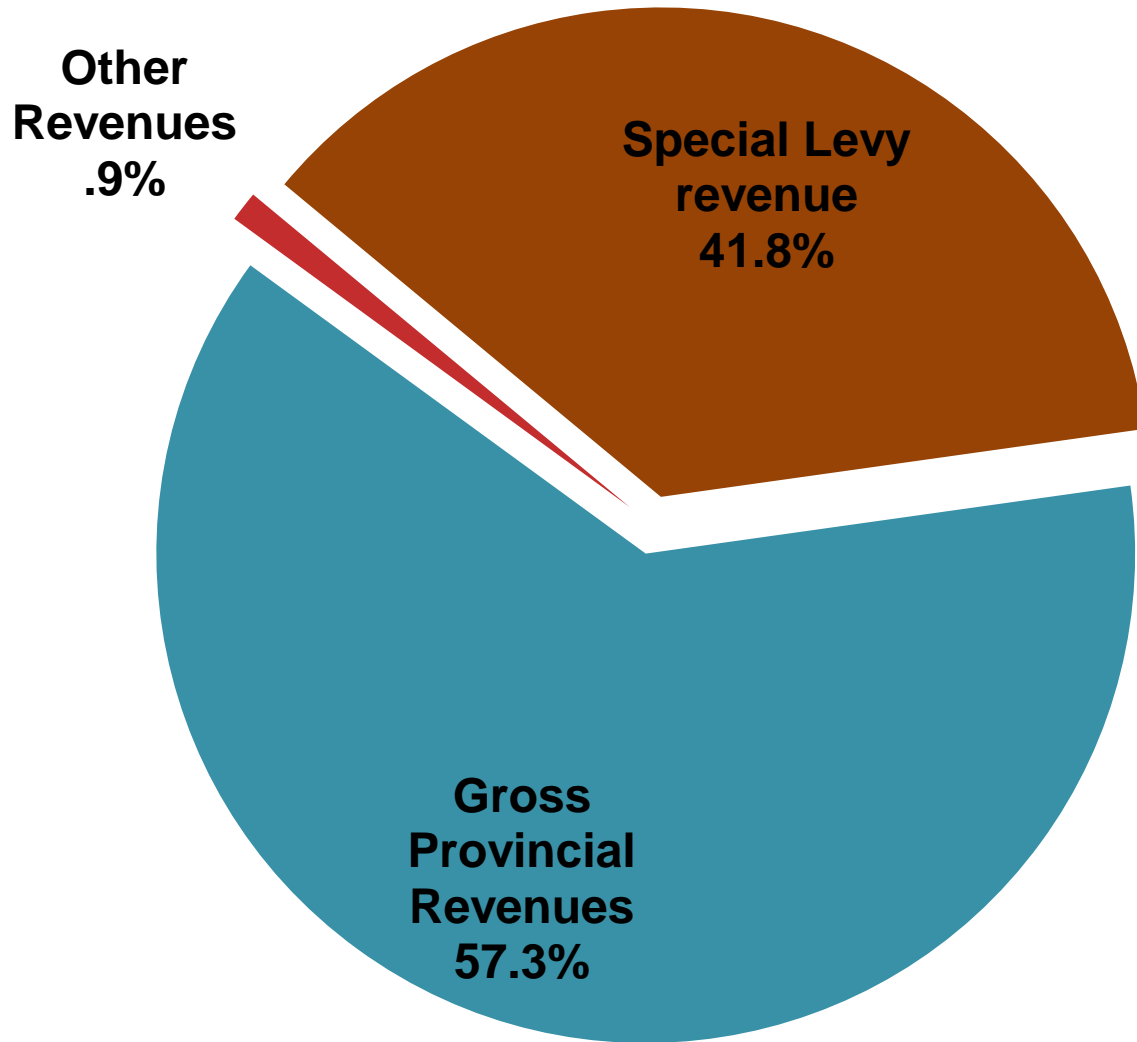
REVENUES

Gross Provincial Revenues	\$37,288,430	57.3%
Other Revenues	\$568,537	0.9%
Special Requirement Net of Provincial Credits	\$27,230,690	41.8%
Total	\$65,087,657	100%

Draft



REVENUES



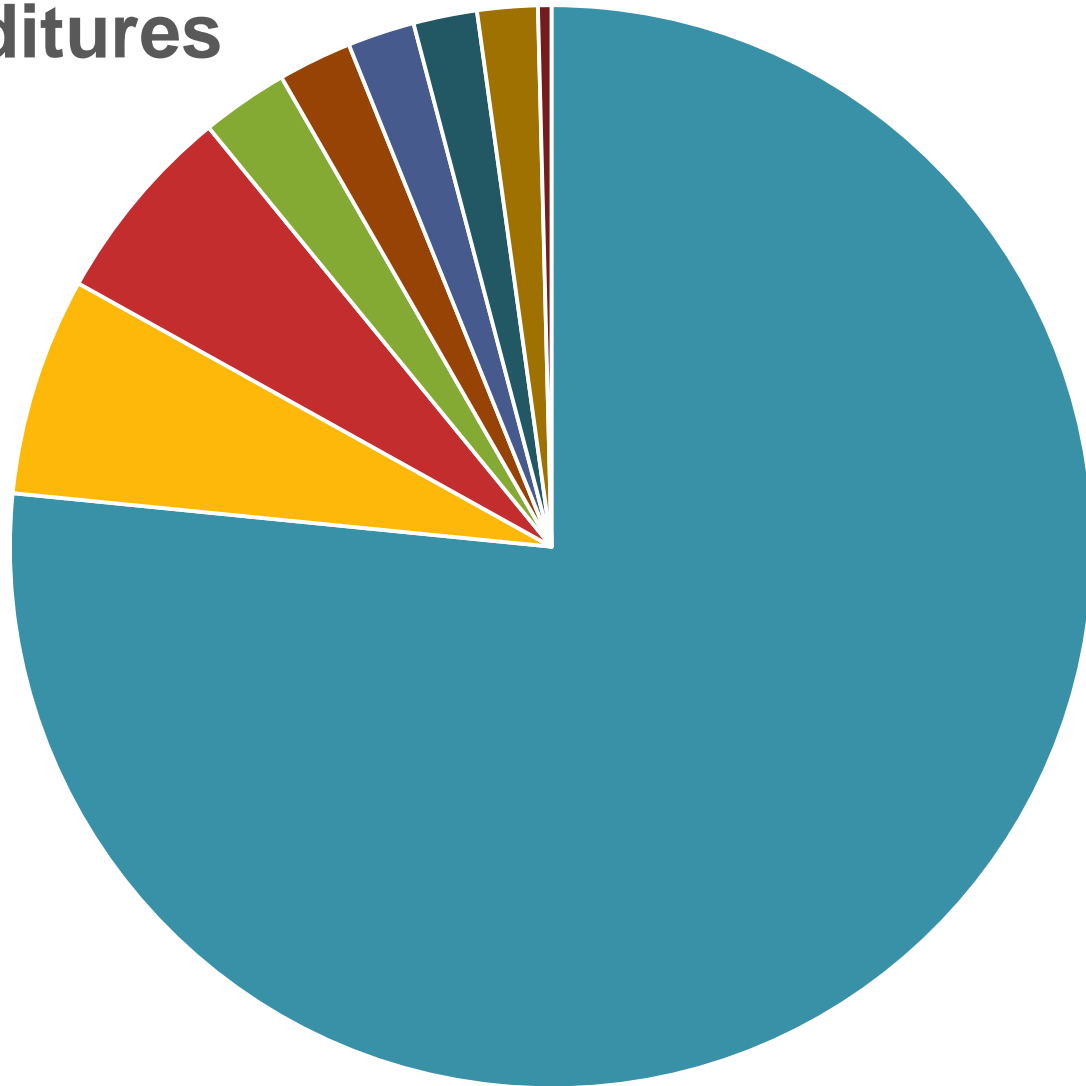
REVENUES – YEAR OVER YEAR COMPARISON

	2016/17	2015/16	
Gross Provincial Revenues	\$37,288,430	\$36,852,914	1.2%
Other Revenues	\$568,537	\$503,348	13.0%
Special Requirement Net of Provincial Credits	\$27,230,690	\$25,656,375	6.1%
Total	\$65,087,657	\$63,012,637	3.3%

EXPENDITURES

Salaries & Benefits	49,781,090	76.5%
Divisional and School programming	4,257,572	6.6%
Divisional Administration	1,320,530	2.0%
Community Education and Services	280,107	0.4%
ICT	1,217,027	1.9%
Capital costs	1,429,036	2.2%
Transportation of Pupils	1,700,900	2.6%
Operations and Maintenance	3,903,395	6.0%
Fiscal and Payroll Tax	1,198,000	1.8%
Total Expenditures	65,087,657	100.0%

Expenditures



■ 76.5% - Salaries

■ 6.0% - Operations & Maintenance

■ 2.20% - Capital Costs

■ 1.90% - ICT

■ 0.40% - Community

■ 6.59% - Divisional & School Programming

■ 2.6% - Transportation of Pupils

■ 2.00% - Divisional Administration

■ 1.80% - Fiscal and Payroll Tax

EXPENDITURES – YEAR OVER YEAR COMPARISON

	2016/17	2015/16	
Salaries & Benefits	49,781,090	48,518,211	2.6%
Divisional and School programming	4,257,572	4,207,113	1.2%
Divisional Administration	1,320,530	1,412,073	-6.5%
Community Education and Services	280,107	273,278	2.5%
ICT	1,217,027	1,226,585	-0.8%
Capital costs	1,429,036	1,075,652	32.9%
Transportation of Pupils	1,700,900	1,624,745	4.7%
Operations and Maintenance	3,903,395	3,457,091	12.9%
Fiscal and Payroll Tax	1,198,000	1,133,000	5.7%
Total Expenditures	\$65,087,657	\$62,927,748	3.4%



SIGNIFICANT ITEMS

- **Additional adult crossing guard**
- **Apprentice mechanic**
- **Additional buses**
- **Increased maintenance costs**
- **Collective agreement requirements**

CAPITAL ANNOUNCEMENTS

- **Addition to École Dugald School of a new gym and 7 classrooms**
- **Addition to Gillis School**
- **Science lab renos at Lac du Bonnet Senior and École Powerview schools**
- **Roof replacement at Lac du Bonnet Senior School**
- **Crawlspace remediation at Springfield Middle School**

PROPOSED SPECIAL LEVY

Special levy is based on need as outlined in budget and total assessment with Sunrise.

- Total Assessment increased by an average of 15.74%
- Total levy requirement is \$27,230,690
- Mill rate required to meet need = 13.272 (current mill rate 14.342)
- Mill rate **decrease** of 1.07 mills or (7.46%)

ESTIMATED IMPACT OF MILL RATE 13.272

BASED ON SAMPLE OF RECENTLY SOLD HOMES, PRIOR TO REBATE, AT VARIOUS SALE AMOUNTS

Sample home	RM/ Town	% incr value	Tax increase (decrease)
74138 Road 39E	RM Brk	15.61%	\$46.20
179 Lake Ave	Town LDB	20.35%	\$135.58
20 Magnolia	Oakbnk	3.85%	(\$124.00)
68096 Spruce Rd	RM Sprgfld	2.23%	(\$155.89)
551 Jaffrey	Dugald	13.92%	\$75.88
68097 Sliver Bridge Rd	RM Whtmth	3.14%	(\$62.64)
31 Minnewawa	Town LDB	7.68%	(\$3.14)

ESTIMATED IMPACT OF MILL RATE 13.272

BASED ON SAMPLE OF RECENTLY SOLD HOMES, PRIOR TO REBATE, AT VARIOUS SALE AMOUNTS

Sample home	RM/ Town	% incr value	Tax increase (decrease)
31 Betty St	PV	8.09%	\$ 0.34
6 Poplar St	PF	11.64%	\$14.70
622 Oak Ave	Bjr	27.14%	\$168.78
16 Bruneau Rd	Alexander	25.54%	\$105.46
44054 Allan St	Reynolds	11.19%	\$5.34
101 Tinant Rd	RM LDB	14.32%	\$55.09
Avg of 13 homes		<u>9.83%</u>	<u>\$20.13</u>

SUNRISE HISTORICAL MILL RATES

Year	Assessment	% change in assessment	Mill Rate
2010	\$1,560,409,790	50.93%	16.500
2011	\$1,601,987,560	2.66%	16.500
2012	\$1,842,409,860	15.01%	14.833
2013	\$1,895,293,080	2.87%	14.858
2014	\$2,134,846,910	12.64%	13.778
2015	\$2,187,751,850	2.48%	14.342
2016	\$2,532,070,930	15.74%	13.272

School Divisions' Mill Rates (2015-2016)

- **Lakeshore 18.71**
- **Hanover 16.02**
- **Seine River 15.1**
- **Lord Selkirk 14.8**
- **Interlake 14.38**
- **Sunrise 14.34**
- **Evergreen 11.7**

PROVINCIAL REBATES

Senior's school tax rebate:

- 1-855-893-8266
- Email seniorsrebate@gov.mb.ca

Farmland school tax rebate:

- Application deadline March 31, 2016
- Call your local Manitoba Agriculture Services Corporation (MASC) Insurance Office
- MASC Beausejour (204) 268-6001
- Email FSTR@masc.mb.ca

Questions

