

Be Safe !



Follow School Bus Safety Rules

Prepared by:
Pupil Transportation Unit
Manitoba Education & Advanced Learning


Be Safe !

Follow School Bus Safety Rules




WHAT IS SCHOOL BUS SAFETY?

- **Not reaching under the bus!**
- **Being careful in the DANGER ZONES!**
- **Getting to the bus stop**
- **Crossing roads**
- **Getting on and off the bus**
- **Behaving on the bus**




Be Safe ! Follow School Bus Safety Rules



You are taking your friend's birthday card to school. It's a windy day and the card blows out of your hand and underneath the school bus. You know you shouldn't reach for it, but you really want to save your card!

What should you do?

Be Safe !
Follow School Bus Safety Rules




**NEVER REACH FOR ANYTHING
UNDER THE SCHOOL BUS !!**




DANGER ZONES

SCHOOL BUS DANGER ZONES



Be Safe ! Follow School Bus Safety Rules




THE SCHOOL BUS STOP



Be Safe !


Follow School Bus Safety Rules



The School Bus Stop:

- **Be on time – get to the bus stop as much as five minutes early.**
- **Don't crowd or push others who are waiting at the bus stop.**
- **Stay off the road.**
- **Look out for each other! Show respect. Bullying someone is unacceptable.**

Be Safe ! Follow School Bus Safety Rules




**CROSSING THE
ROAD TO GET TO
THE SCHOOL BUS
STOP**



Be Safe !

Follow School Bus Safety Rules



Crossing the Road to Get to the School Bus Stop:

- **Don't cross the road until the school bus arrives.**
- **Watch for the bus driver's signal that it's safe to cross.**
- **Look left, right, and left again for traffic.**
- **When safe, walk straight across the road – not on an angle. Walk quickly, but don't run.**

Be Safe !

Follow School Bus Safety Rules




Crossing the Road to Get to the School Bus Stop:



- Cross the road in front of the school bus and ahead of the extended crossing arm.
- NEVER cross the road **BEHIND** the school bus !!

Be Safe ! Follow School Bus Safety Rules



GETTING ON THE SCHOOL BUS



Be Safe !

Follow School Bus Safety Rules



Getting on the School Bus:

- **Line up single file with younger students at the front.**
- **Wait until the door is fully open, then board quickly and safely. Always use the handrail.**
- **Don't run onto the bus. Be careful getting on the bus if you are carrying anything.**
- **Go directly to your seat. Face forward.**
- **Place anything you are carrying on your lap or on the floor at your feet.**

Be Safe ! Follow School Bus Safety Rules



BEHAVING ON THE SCHOOL BUS



Be Safe !


Follow School Bus Safety Rules



Behaving on the School Bus:

- **Unless there is an emergency, never touch the emergency door!**
- **Don't eat or drink on the bus.**
- **Always listen to your bus driver's instructions.**
- **If you have a school bus captain, listen to his/her instructions too. They also help keep you safe.**
- **REMEMBER: THE SCHOOL BUS DRIVER IS THE BOSS OF THE BUS!**

Be Safe ! Follow School Bus Safety Rules




GETTING OFF THE SCHOOL BUS



Be Safe !


Follow School Bus Safety Rules



Getting Off the School Bus:

- **Stay in your seat until the bus has stopped.**
- **Always use the handrail when getting off the bus.**
- **Look to your right when getting off the bus.**
- **Be extra careful in the **DANGER ZONES**.**
- **Move quickly away from the bus to a safe location.**

Be Safe ! Follow School Bus Safety Rules




**CROSSING THE ROAD AFTER
GETTING OFF THE SCHOOL BUS**



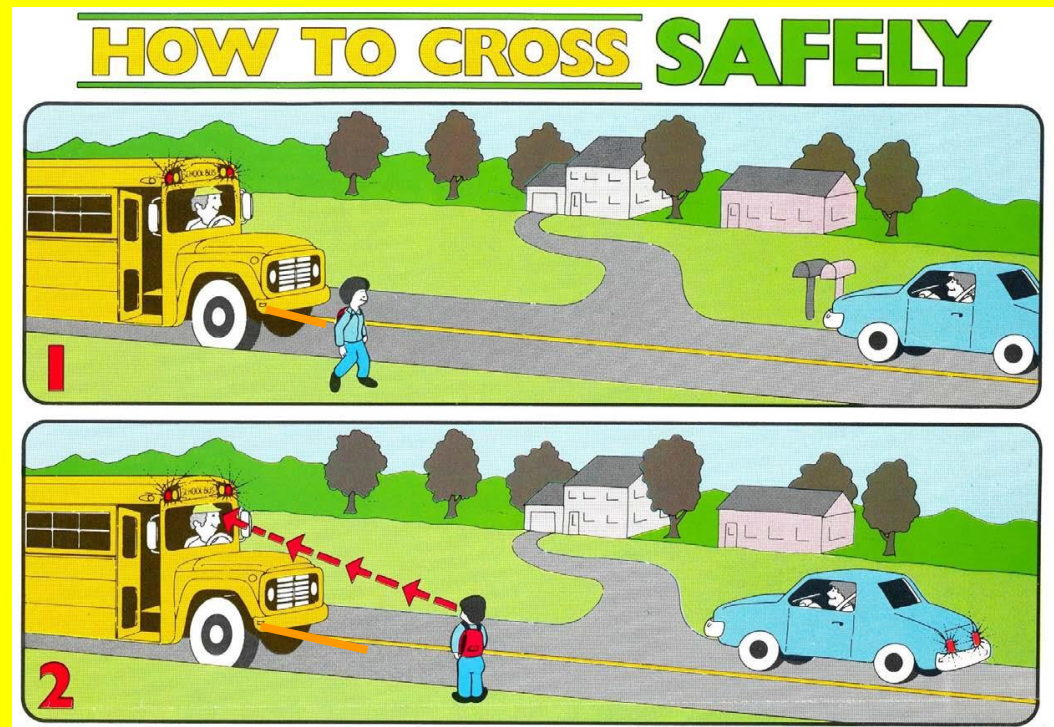
Be Safe !

Follow School Bus Safety Rules




Crossing the Road After Getting Off the Bus:

- Take three giant steps away from the bus.
- Walk along the edge of the road until you are ahead of the extended crossing arm on the bus.
- Stop and wait for the bus driver's signal that it's safe.



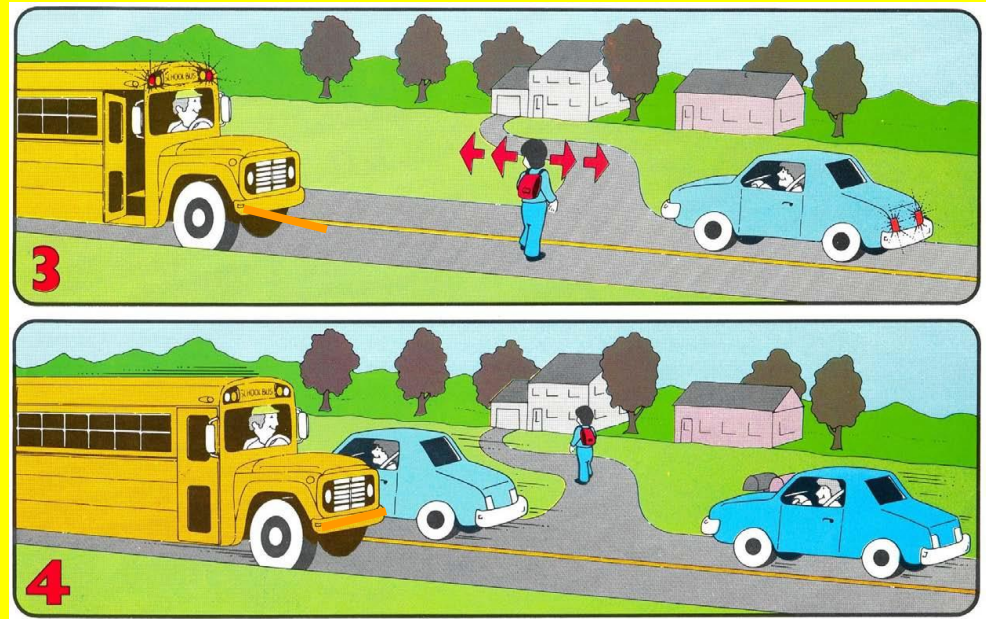
Be Safe !

Follow School Bus Safety Rules



Crossing the Road After Getting Off the Bus:


- Proceed to the left front corner of the bus and stop.
- Look left, right, and left again before stepping out beyond the protection of the school bus.
- Walk quickly (don't run) until you are fully and safely off the road.



Be Safe ! Follow School Bus Safety Rules




Think back . . .




**Do you remember our talk
about school bus DANGER
ZONES? Where are the
MOST DANGEROUS zones
around the school bus?**

**THE FRONT OF THE SCHOOL BUS
AND THE
RIGHT REAR SIDE OF THE SCHOOL BUS
ARE THE
*MOST DANGEROUS ZONES.***



Be Safe ! Follow School Bus Safety Rules




**YOU HAVE LEARNED SOME
VERY IMPORTANT
SCHOOL BUS SAFETY RULES TODAY.**

DO YOU HAVE ANY QUESTIONS?




Be Safe ! Follow School Bus Safety Rules



**THERE IS ONE MORE THING YOU SHOULD
WATCH OUT FOR.**

***SOMETIMES GROWN-UPS ARE IN A HURRY OR
ARE THINKING ABOUT SOMETHING ELSE . . .***

Be Safe ! Follow School Bus Safety Rules



***... AND THEY FORGET TO STOP WHEN YOU
ARE GETTING ON OR OFF THE SCHOOL BUS.
THIS COULD ALSO HAPPEN WHEN YOU ARE
CROSSING THE STREET IN FRONT OF THE
BUS.***

**WATCH FOR CARS PASSING
YOUR SCHOOL BUS!!**

Be Safe ! Follow School Bus Safety Rules



***“ EVERY TIME YOU ARE
NEAR A SCHOOL BUS***

***BE AWARE,
BE CAREFUL,***

BE SAFE !! “

