



SUNRISE
SCHOOL DIVISION

Budget Presentation 2018

*"Nothing less than
outstanding learning experiences,
one learner at a time."*



AGENDA

- **Welcome – Introductions**
- **Board Priorities**
- **Divisional Overview**
- **Educational Highlights**
- **Current Year (2017/18) Budget Highlights**
- **2018-2019 Budget Highlights**
- **Budget Priorities & Challenges**
- **Draft Budget**
- **Q & A**

INTRODUCTIONS

- **Paul Barnard – Chairperson**
- **Don Mazur – Vice Chairperson**
- **Trustees:**
 - Cassandra Kiernicki**
 - Diane Van Damme**
 - Don Nichol**
 - Trevor Bernat**
 - Diane Duma**
 - Don Mazur**
 - Russ Reid**
- **Barb Isaak – Superintendent/CEO**
- **Elise Downey – Secretary Treasurer**
- **Cathy Tymko – Assistant Superintendent**
- **Lesley Eblie Trudel – Assistant Superintendent**

BOARD PRIORITIES

- 1.** Improved literacy and numeracy results at the kindergarten to grade 3 levels, so that students can be successful lifelong learners.
- 2.** Enhanced communication to instill public confidence for increased clarity and consistency among the division, community, staff, parents and students.
- 3.** Enhanced, increased and innovative learning opportunities for students.

PROVINCIAL FUNDING ANNOUNCEMENT

EFFECTS ON SUNRISE

- **2% decrease in base funding (net reduction of \$200,000)**
- **2% maximum increase in special requirement (equaling maximum increase of \$762,000)**
- **15% decrease in Admin cap**
- **Bill 28 wage implications (cost avoidance of approximately \$700,000)**

- **Provincial clarity regarding:**
 - * **potential move to central bargaining for teachers**
 - * **potential changes to school board roles**

FUNDING ANNOUNCEMENT

Quote for Manitoba Schools Boards Association (MSBA)

“The announcement included an overall increase of \$6.6 million dollars in support to public schools, or 0.5%. This figure is below the rate of inflation, and the lowest increase in almost two decades.”

Quote from Manitoba Teachers Society President Norm Gould

“This is a huge disappointment, a 1.5 percent cut. Teachers are facing large increases in student enrollment, a growing influx of refugee and newcomer students, chronic – and I mean chronic- child poverty and more special needs kids than ever...”

SUNRISE DIVISIONAL INFORMATION

- **23 schools - includes 6 colonies and 4 Adult Learning Centres**
- **4,613 students (Sept 30, 2017 actual pupils)**
- **370.8 FTE professional teaching staff**
- **405.6 FTE support staff**
- **93 school bus runs, travelling 2.5 million kms per year**
- **78% of students require busing (3,583)**

SUNRISE EDUCATION PLAN

Four focus areas:

- **Literacy**
- **Numeracy**
- **Active Learners**
- **Socially Responsible Citizens**

STUDENT ACHIEVEMENT

LITERACY				
GRADE LEVEL	PROGRAM	ASSESSMENT AREA	DIVISIONAL 2016-17	PROVINCIAL 2016-17
3	English	Reading Comprehension in English (meeting expectations)	67%	58%
3	French Immersion	Reading Comprehension in English (meeting expectations)	79%	77%
4	French Immersion	Reading Comprehension in French (meeting expectations)	58%	65%
9	Combined	ELA 10F Credit Attainment on First Attempt	91%	n/a at time of print
12	Combined	ELA Provincial Exam (average mark)	71.2%	67.7%
12	French Immersion	FLA Provincial Exam (average mark)	75.1%	68.7%

STUDENT ACHIEVEMENT

NUMERACY				
GRADE LEVEL	PROGRAM	ASSESSMENT AREA	DIVISIONAL 2016-17	PROVINCIAL 2016-17
3	English	Mental Math Strategies (meeting expectations)	62%	54%
3	French Immersion	Mental Math Strategies (meeting expectations)	59%	66%
9	Combined	MAT 10F Credit Attainment on First Attempt	85%	n/a
12	Combined	Essential Math Provincial Exam (average mark)	61.2%	55.8%
12	Combined	Applied Math Provincial Exam (average mark)	60.5%	56.1%
12	Combined	Pre-Calculus Provincial Exam (average mark)	64.9%	68.1%
All grades	Combined	Attendance	94%	92.9%

EDUCATIONAL HIGHLIGHTS



2017 Focus on the Future Report



Appendix 2 Continuous Improvement Data (N...



2017 Sunrise SD Grade 12 Standards Tests ...



Appendix 3 2017-18 School Planning Goals



Sunrise School Division Annual Report on Co...



Appendix 4 SSD Report to Community



2017 Report to Community

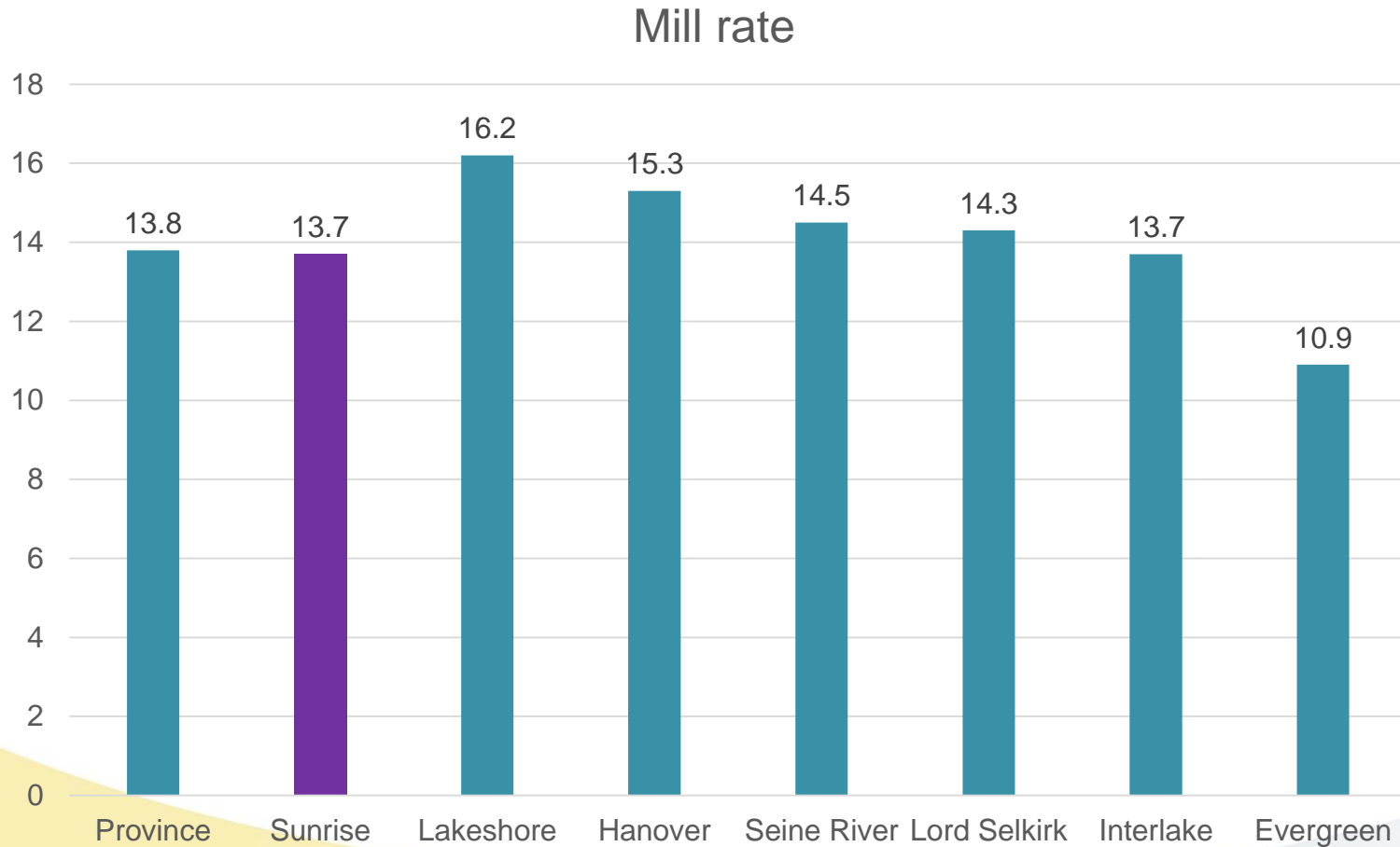


CURRENT YEAR 2017-18 BUDGET HIGHLIGHTS

**COMPARISON TO OTHER DIVISIONS
SOURCE 2017/18 FRAME BUDGET**

SCHOOL DIVISIONS MILL RATES

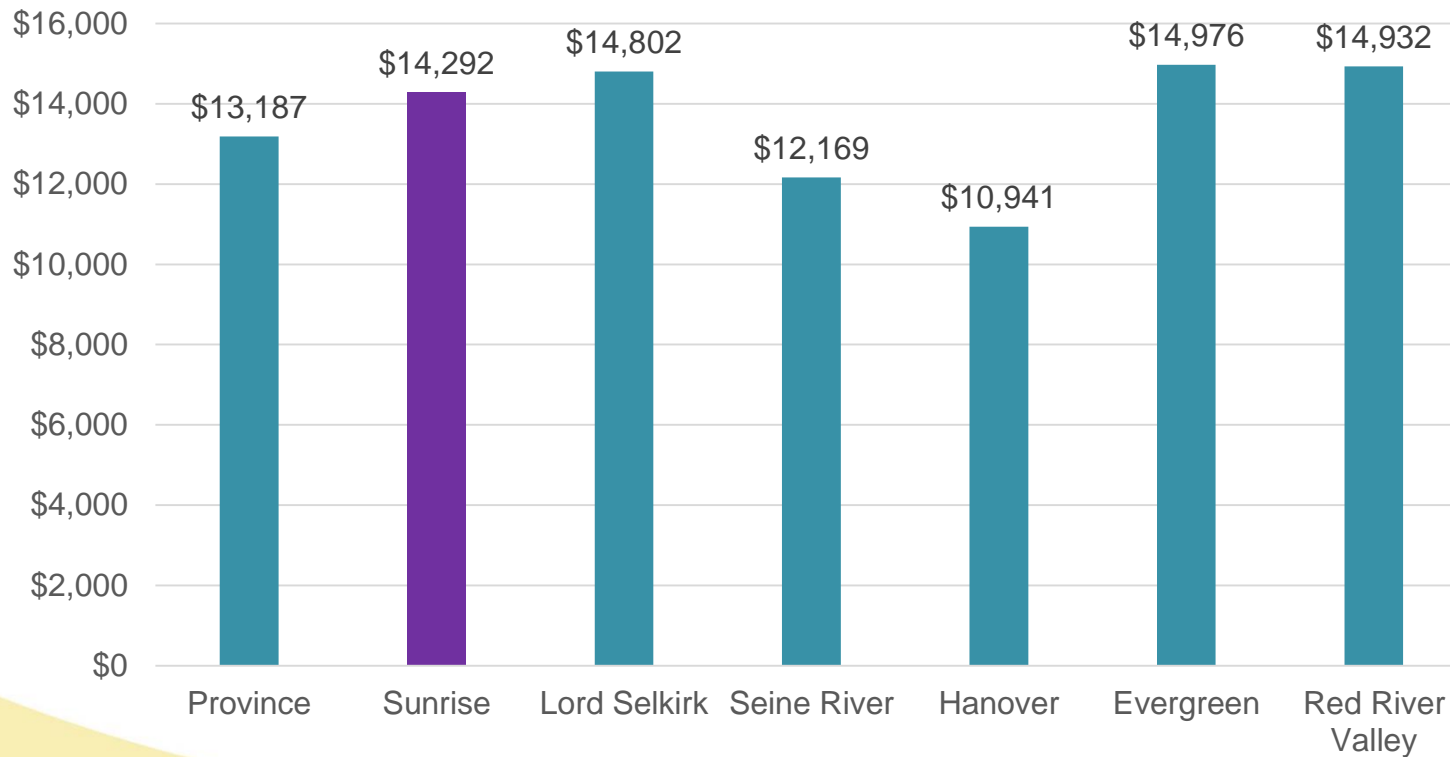
Source 2017/18 FRAME budget



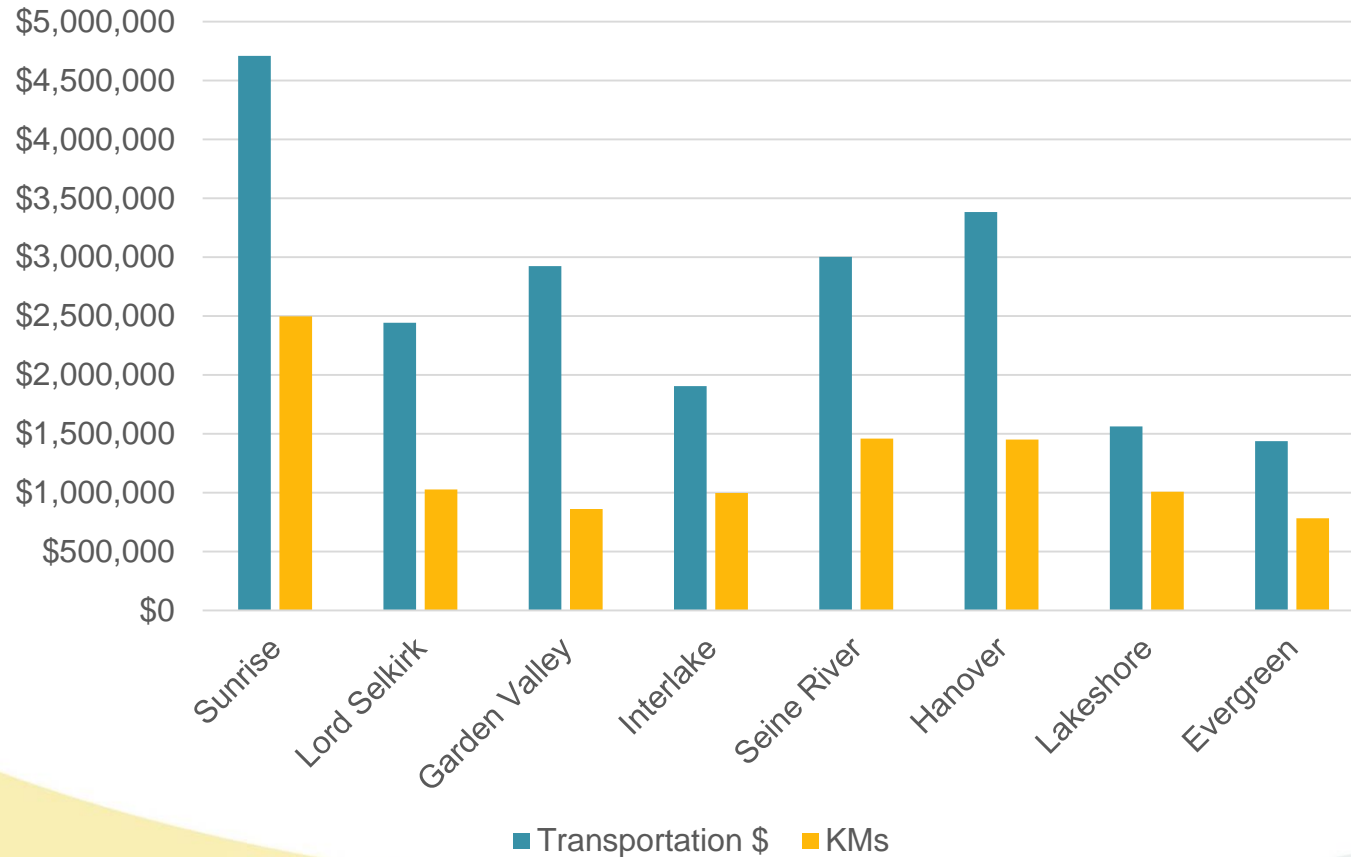
OPERATING COST PER PUPIL

Source: 2017/18 FRAME budget

Cost per pupil



TRANSPORTATION BUDGET AND KMS DRIVEN



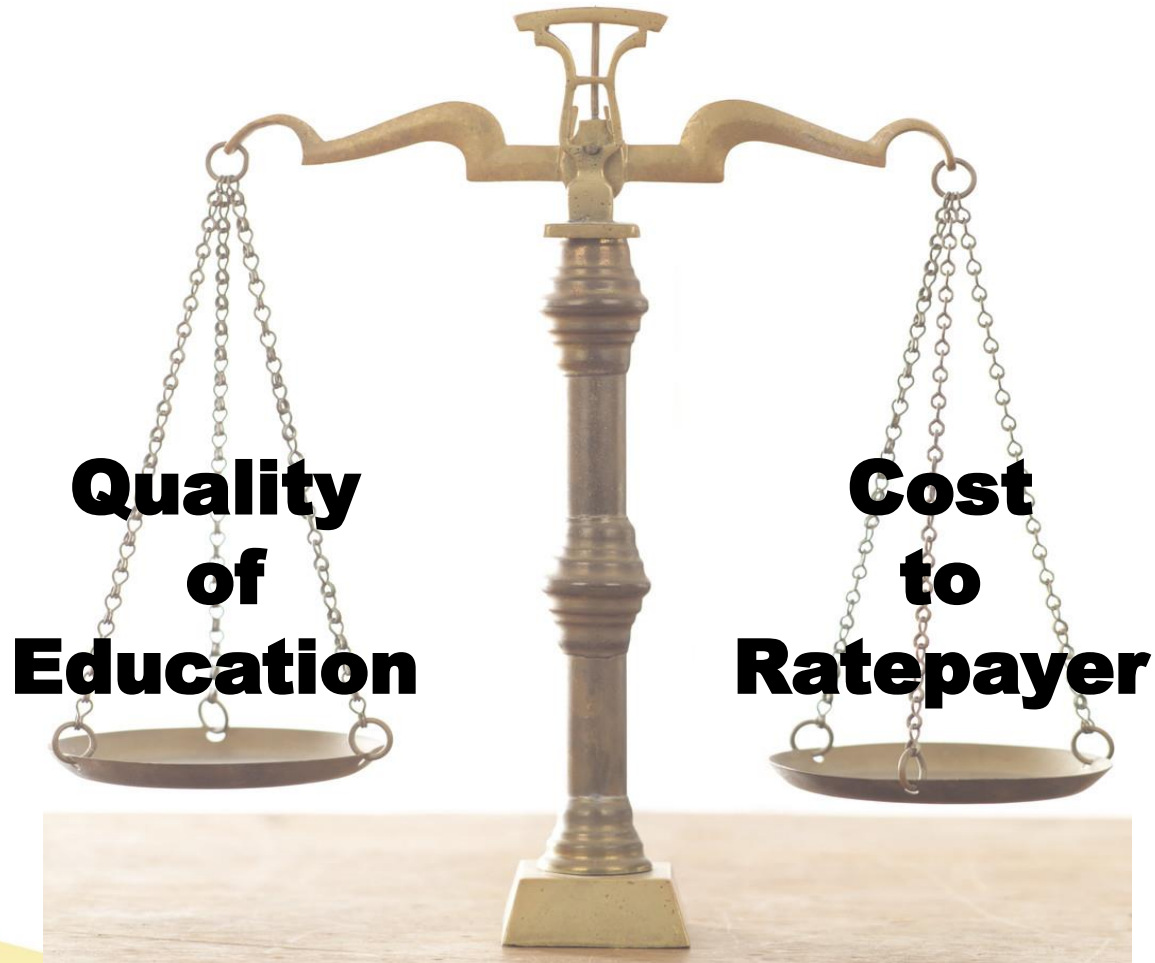
CURRENT 2017/18 SURPLUS AND RESERVE BALANCES

- **Current surplus \$1.5M**
- **Bus replacement reserve \$458,000**
- **ICT reserve \$271,000**
- **Land Acquisition reserve \$236,000
(allocated to Dugald land purchase)**

2018/19 BUDGET PLANNING PROCESS

- **October 2017 – February 2018**
 - **Invited community input from all groups: PAC, Ratepayers, Municipal Officials and all groups interested (Public Meeting, emails, website, newspaper)**
- **November 2017 – February 2018**
 - **Met with various member groups within the Division: Trustees, Department Heads, Educational Leaders, etc.**
- **February 8, 2018 provincial funding announcement**
- **March 6, 2018 board budget approval**

BUDGET PRIORITIES AND CHALLENGES



BOARD BUDGET CONSIDERATIONS

- **2% decrease in base funding from the Province**
- **Focus on Board strategic plan and Education Plan**
- **Similar projected enrolment levels**
- **Reasonable cost per pupil**

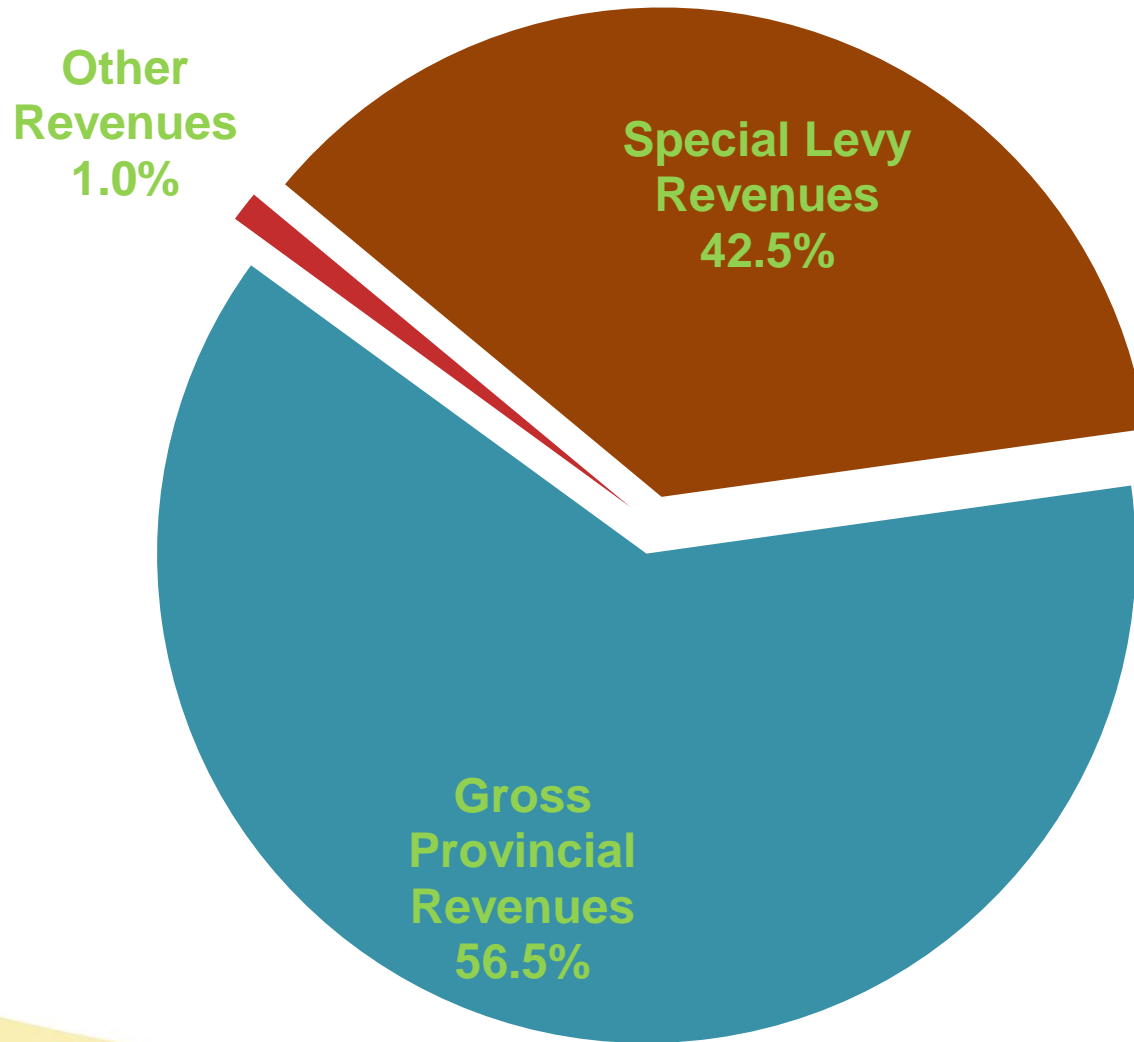
- **Continue staffing to support students with special needs**
- **Mental health/addictions and wellness**
- **Aging infrastructure**
- **The Accessibility for Manitobans Act**

REVENUES

Gross Provincial Revenues	\$37,694,591	56.5%
(includes adult learning)		
Other Revenues	\$686,742	1.0%
Special Requirement Net of Provincial Credits	\$28,345,650	42.5%
Total	\$66,726,983	100%

Draft

REVENUES



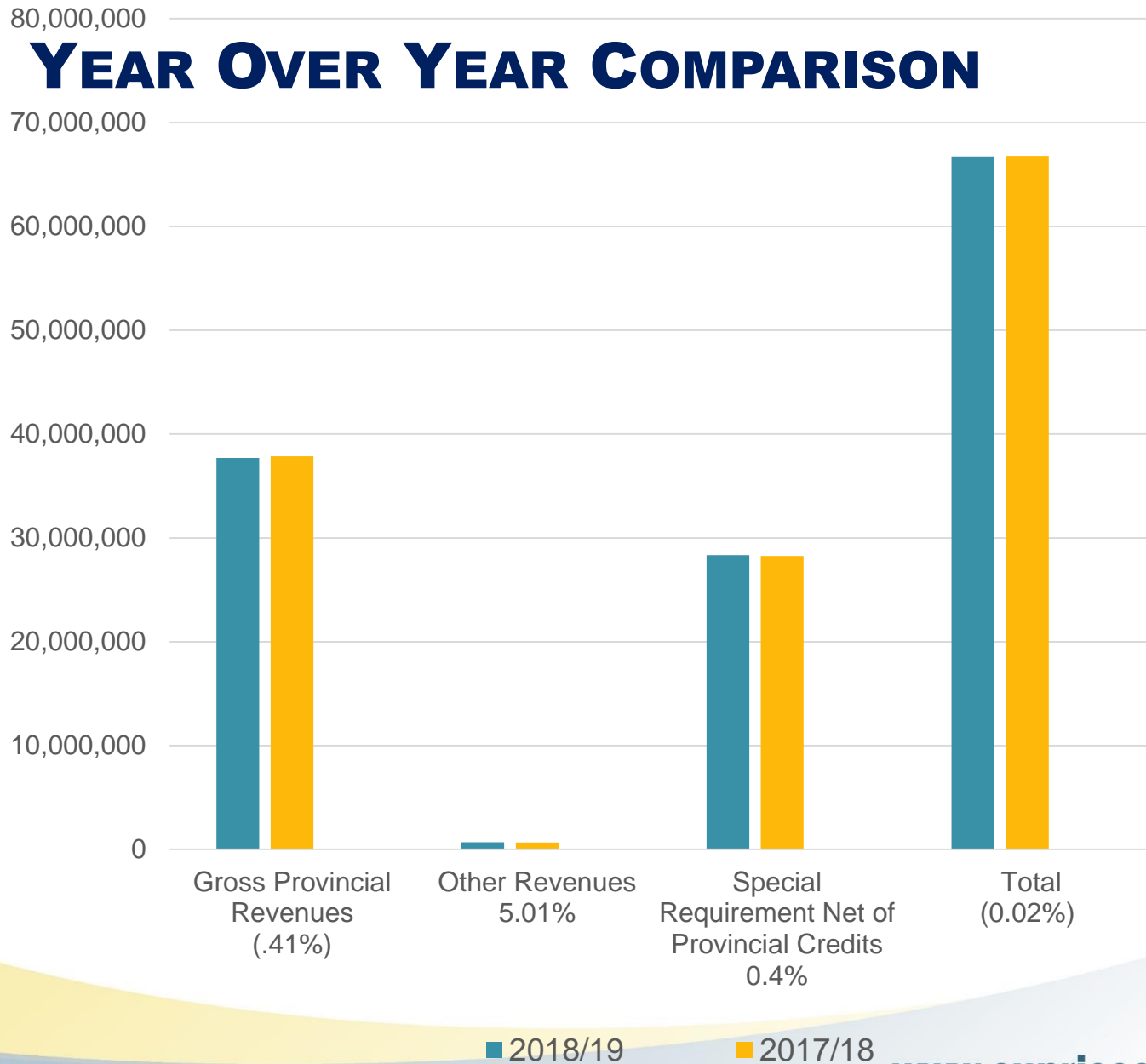
REVENUES

YEAR OVER YEAR COMPARISON

	2018/19	2017/18	
Gross Provincial Revenues	\$37,694,591	\$37,871,882	(0.41%)
Other Revenues	\$686,742	\$654,000	5.01%
Special Requirement Net of Provincial Credits	\$28,345,650	\$28,271,113	0.40%
Total	\$66,726,983	\$66,796,995	(0.02%)

REVENUES

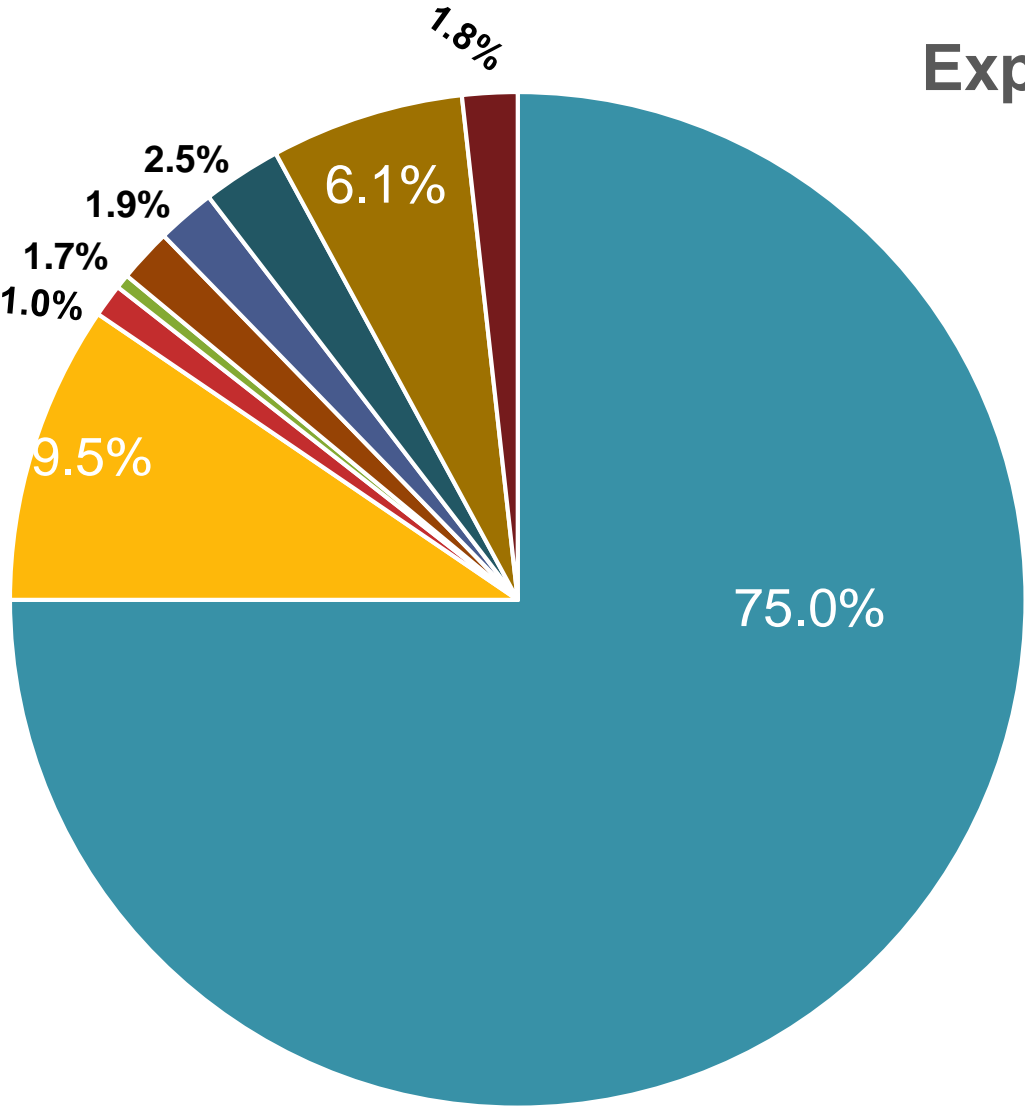
YEAR OVER YEAR COMPARISON



2018/19 EXPENDITURES

Salaries & Benefits	\$50,045,314	75.0%
Divisional and School programming	\$6,348,067	9.5%
Divisional Administration	\$698,892	1.0%
Community Education and Services	\$303,886	0.5%
ICT	\$1,138,305	1.7%
Capital costs	\$1,242,448	1.9%
Transportation of Pupils	\$1,674,900	2.5%
Operations and Maintenance	\$4,101,925	6.1%
Fiscal and Payroll Tax	\$1,173,246	1.8%
Total Expenditures	\$66,726,983	100.0%

Expenditures



- Salaries & Benefits - 75%
- Divisional Administration - 1.0%
- ICT - 1.7%
- Transportation of Pupils - 2.5%
- Fiscal and Payroll Tax - 1.8%
- Divisional & School Programming - 9.5%
- Community Education and Services - .5%
- Capital Costs - 1.9%
- Operations and Maintenance - 6.1%

EXPENDITURES

YEAR OVER YEAR COMPARISON

	2018/19	2017/18	
Salaries & Benefits	50,045,314	49,995,290	0.10%
Divisional and School programming	6,348,067	6,034,308	0.47%
Divisional Administration	698,892	997,492	(30%)
Community Education and Services	303,886	287,192	5.8%
ICT	1,138,305	1,160,705	(1.9%)
Capital costs	1,242,448	1,430,000	(13%)
Transportation of Pupils	1,674,900	1,676,400	(.09%)
Operations and Maintenance	4,101,925	4,011,645	2.3%
Fiscal and Payroll Tax	1,173,246	1,146,063	2.4%
Total Expenditures	\$66,726,983	\$66,739,095	(.02%)

PROPOSED SPECIAL REQUIREMENT (SCHOOL BOARD TAXING AUTHORITY)

Special requirement is based on need as outlined in the Sunrise budget and total assessment

- **Total Assessment is up 2.04%**
- **Total DRAFT special requirement is \$38,080,060, **decrease** of \$53,280 or (0.14%)**
- **DRAFT Mill rate required to meet need is 13.787 (due to 42.5/57.5% split)**
- **Mill rate increase is 0.069 mills or 0.5%**

EFFECT ON EDUCATION TAXES

2017 Assessed value	2018 Assessed value	2017 Ed tax before rebate Mill rate 13.718	2018 Ed tax before rebate Mill rate 13.787	Increase in Education taxes	Education taxes after provincial rebate on principal residence
\$150,000	\$153,060	\$926	\$950	\$24	\$250
\$200,000	\$204,080	\$1,235	\$1,266	\$31	\$566
\$250,000	\$255,100	\$1,543	\$1,583	\$40	\$883
\$300,000	\$306,120	\$1,852	\$1,899	\$47	\$1,199
\$350,000	\$357,140	\$2,161	\$2,216	\$55	\$1,516
\$400,000	\$408,160	\$2,469	\$2,532	\$63	\$1,832

SUNRISE MILL RATES

Year	Assessment	% change in assessment	Mill Rate
2010	\$1,560,409,790	50.93%	16.500
2011	\$1,601,987,560	2.66%	16.500
2012	\$1,842,409,860	15.01%	14.833
2013	\$1,895,293,080	2.87%	14.858
2014	\$2,134,846,910	12.64%	13.778
2015	\$2,187,751,850	2.48%	14.342
2016	\$2,532,070,930	15.74%	13.295
2017	\$2,569,400,010	1.4%	13.718
2018	\$2,621,715,430	2.04%	13.787

2018-19 DRAFT BUDGET DIRECTIONS

- **Inclusion of LDBSS science lab renovation**
- **Adjust School Admin due to enrollment (increase of .25 FTE)**
- **Shift of existing budgeted resources to:**
 - **Student Support Services (to support mental health and addictions)**
 - **literacy/numeracy supports in schools**
- **Reductions in meetings, meals and mileage**
- **Reduction in Trustee budget (mileage and PD)**
- **Reductions to satisfy the 15 percent decrease in the Admin cap requirement**

15% ADMINISTRATION CAP REDUCTION DIRECTION

- **Appropriate designation of budget lines as per FRAME**
- **Cost reductions in Trustee, Superintendent and Secretary Treasurer Departments**

BUDGET ITEMS REMAINING FOR BOARD DISCUSSION

- **Future vocational programming**
- **Approach for use of bus replacement reserve**
- **Consideration of budget feedback from February 20th
budget consultation on February 27th**

CLINICIAN WORK SPACE

- **Board is committed to finding a solution**
- **No clear solution at this time**
- **Board will continue to plan and consult**

Questions

PROVINCIAL REBATES

Farmland school tax rebate:

- Application deadline March 31, 2018
- Call your local Manitoba Agriculture Services Corporation (MASC) Insurance Office
- MASC Beausejour (204) 268-6001
- Email FSTR@masc.mb.ca