

Mountain View School Division PowerSchool Grade 7 – 8 Parent Portal

This document provides a brief overview of the information that you can access from PowerSchool about your child’s academic progress and attendance. Once you have created your account and you have logged in successfully, you will see a page that looks like this.

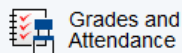
Grades and Attendance:

Exp	Last Week		This Week		Course	T1	Absences	Tardies									
	M	T	W	H					F	M	T	W	H	F			
P1(D1-D6) P6(D1-D6)						H								Home Room Grade 8 Email [i]	[i]	4	0
P1(D1-D2,D4-D6) P2(D1,D4-D6)														MATHEMATICS 8 Email [i]	[i]	0	0
P3-P4(D1) P6-P7(D4)														Home Economics Email [i]	[i]	0	0
P3-P4(D1) P6-P7(D4)														Industrial Arts Grade 8 Email [i]	[i]	0	0
P3-P4(D2,D4) P5A(D1-D6) P6(D3) P7(D6) P9(D2)														English Language Arts Email [i]	[i]	0	0
P6-P7(D1,D5) P8-P9(D3)														SOCIAL STUDIES 8 Email [i]	[i]	0	0
P3-P4(D6) P6-P7(D2) P8-P9(D5)														Science Email [i]	[i]	0	0
P3-P4(D5) P6(D6) P7(D3) P8(D2) P9(D4)														Music: Band Email [i]	[i]	0	0
P1-P2(D3) P8(D4,D6) P9(D6)														Physical Education/Health Education 8 Email [i]	[i]	0	0
Attendance Totals																4	0

[Show dropped classes also](#)

Legend
 Attendance Codes: Blank=Present | EL=Excused Late | L=Late | FT=Field Trip - Extra-Curricular | EA=Excused Absent - Parent/Guardian Excused | UA=Unexcused Absent | H=Health - Illness - Medical - Mental Health | W=Weather - No Bus | F=Facilities - School Closures | S=Out of School Suspension | V=Vacation - Family Time | R=Religious Holiday | S=in School Suspension

Using the Navigation Menu in the example above, you will see the following options:



Grades and Attendance: The first section includes an overview of the last 2 weeks of attendance. Exp refers to the Expression or frequency when the class occurs in the timetable. Home Room occurs Period 1 and Period 6 everyday, elementary schools only take attendance for the homeroom during the first period of the day and the period after lunch. Absences are represented by codes and the Legend gives an explanation of the codes.

In the section for the Courses, you will see a listing of all courses that the student is enrolled in. Below the course name is the name of the teacher (blocked out in this example). If you click on the name of the teacher, you should be directed to your email program (if you use one) to send an email to the teacher. If you do not have an email program, the icon next to the teacher name will list the teacher’s email so that you can send an email using your method of choice.

In the next section you will see T1, if you click on the [i] you will be able to see any assignments that the teacher has scored, as the year goes on you will see T2, and T3.

T1 – Term 1: Sept – Nov

T2 – Term 2: Nov – Mar

T3 – Term 3: Mar – Jun

If you select the Standards Grades tab you will see the following page

Standards Grades: Year

Grades and Attendance | **Standards Grades**

[Expand All](#) [Collapse All](#)

Current Classes

- P1(D1-D6) P6(D1-D6) **Home Room Grade 8 - 17-18**
- ▾ P1(D1-D2,D4-D6) P2(D1,D4-D6) **MATHEMATICS 8 - 17-18**
- ▾ P1-P2(D3) P8(D4,D6) P9(D6) **Physical Education/Health Education 8 - 17-18**
- ▾ P3-P4(D1) P6-P7(D4) **Home Economics 17-18**
- ▾ P3-P4(D1) P6-P7(D4) **Industrial Arts Grade 8 - 17-18**
- ▾ P3-P4(D2,D4) P5A(D1-D6) P6(D3) P7(D6) P9(D2) **English Language Arts - 17-18**
- ▾ P3-P4(D5) P6(D6) P7(D3) P8(D2) P9(D4) **Music: Band - 17-18**
- ▾ P3-P4(D6) P6-P7(D2) P8-P9(D5) **Science - 17-18**
- ▾ P6-P7(D1,D5) P8-P9(D3) **SOCIAL STUDIES 8 - 17-18**

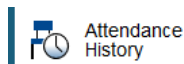
Standards Grades Classic View

If you select the Expand All button, you will see the following screen with your student's marks for each course and term.

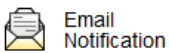
▾ P1-P2(D4) P6-P7(D1-D3,D5-D6) **English Language Arts - 17-18**

Standards	T1	T2	T3
E7-8.ELA English Language Arts <i>(Not Directly Graded)</i>			
E7-8.ELA.SM Overall Grade (ELA)	93	--	--
E7-8.ELA.R Reading (ELA)	4	--	--
E7-8.ELA.L Listening and viewing (ELA)	4		
E7-8.ELA.W Writing (ELA)	4		
E7-8.ELA.S Speaking and representing (ELA)	4		
E7-8.ELA.C Critical thinking (ELA)	4		
E7-8.ELA.CMT Comment (ELA) <i>(Comment Only)</i>	--		--
E7-8.ELA.PM Personal management skills (ELA)	C		--
E7-8.ELA.AP Active participation in learning (ELA)	C	--	--
E7-8.ELA.SR Social responsibility (ELA)	C	--	--

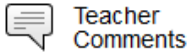
If you click on the text box, you can view the teacher comment



Attendance History: displays the full year attendance at a glance.



Email Notifications: This section gives you the option of receiving email from PowerSchool with information about grades, attendance, assignments, announcements (not in use at the moment) or a Balance Alert (not in use at the moment). You will also have the option of selecting how often that you want to receive the email: Never, weekly, every 2 weeks, monthly or daily. A valid email address is required to receive these notifications and you have the option of having them sent to multiple email addresses. There is also the option to have the settings apply for all of your children if their school has made the public portal available.



Teacher
Comments

This tab only works at the high school level. The elementary and middle school comments are found under the Standards tab.



School Bulletin

School Bulletin: Schools have the option of preparing a school bulletin of informational items for students, staff and parents. At this time, there are not any schools utilizing this feature as they are doing this by email or through their website.



My Schedule

My Schedule: There are 2 views for this section; Week View and Matrix View. The Week View page displays the student's schedule for the current week, using unique colors to distinguish each course. The schedule matrix graphically represents a student's schedule for all days, periods, and terms in the selected year for the current school.



School
Information

School Information: The School Information page displays the physical address and contact information for the school. Schools have an option to upload a school map and it will be displayed through this page.



Account
Preferences

Account Preferences: The Account Preferences page provides you with the ability to manage your parent account information, including your name, user name, password, and email address. In addition, you can add any and all students for whom you have legal and parental rights to your account in order to view their information by way of your account. At this time, only high schools have their public portals available for students and parents.

These descriptions are based on the website portal. You have the option of accessing your account from an IOS device (iPad, iPhone) or an Android device (Smartphones by Motorola, HTC, Samsung and Sony). When you download the appropriate App for your device, you will need this access code.

District Code

SQWW



Download on the
App Store



GET IT ON
Google play

The interface for mobile devices will provide the same information but will look different than the web login. If you have any questions about the setup of your account, send an email to powerschool@mvsd.ca You can also use this email to provide feedback on the portal and the information that it provides.

Questions relating to specific class or school information should be directed to the respective teacher or school.